



**NIDEK**

THE ART OF EYE CARE

# Patternless Edger LE-1200

## **A new standard is born**

The NIDEK patternless edger LE series was born from the trusted, symbolic relationship with optical professionals and quickly grew to be the industry favorite. From the very first model, the core spirit of the LE series has blossomed through the years, and is now a sought-after standard.

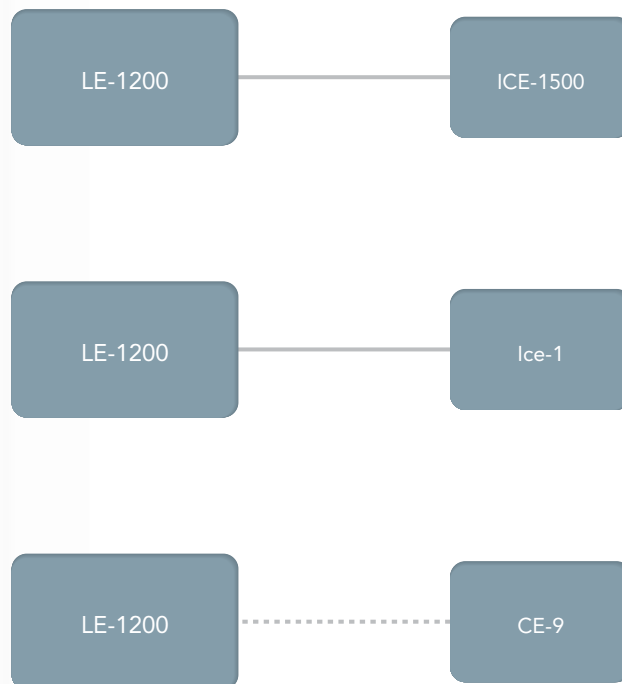
Achieving 15% faster processing compared to conventional models, and equipped with a new tracer to accommodate a wide range of frames, the LE series is now reborn with new and refreshing technology in a gray color body.



Delivering consistent quality



**System configurations with blockers**





### Heavy-duty, durable mechanisms

Direct drive stepping motor and sintered-gear system provide a steady and reliable operation. Y-axis assembly with unique design delivers consistently high precision.

### Chuck pressure stabilizer


Lens chucking assembly secures lens with appropriate, continuous and stable amount of pressure for grinding.

### Shorter cycle time

The LE-1200 offers faster grinding capabilities. Short cycle time and high luster finish are the result of the latest design improvements.

### Soft grinding mode

A gentler processing mode keeps hydrophobic coated lenses perfectly on axis.



### Polish mode


Lens edge polish is available for flat and bevel lenses.

### Grooving & safety beveling

Fully-automatic grooving and safety beveling are performed in a smooth operation with a unique "multi-disk" arm. Specially designed wheels provide highly accurate grooving and safety beveling. With the LE-1200, even high base curve lenses attain a beautiful finish.

### Mini bevel

Tailored mini bevel is ideal for thin metal eyewire frames, for example, aviator-style metal frames.





### New multiple-frame tracer

New tracer provides accurate measurement of a wide array of frames including high-wrap style.

### Simple "one-touch" demo lens tracing

Easy-load, magnetic pattern setting assembly provides single-step tracing operation.

### Color-coded alert-LED for lens identification

### Integrated air duct for deodorization

### Easy Shape Editor

Customized shapes can be created effortlessly with the Shape Editor screen. By simply changing the height of drill mount frames, progressive lens layout becomes much easier with this function.

### Mini cup (optional)

Minimum 17.4 mm B dimension can be processed with the optional Mini cup set.



	Mini cup	Standard pliable cup
Flat edging	ø22.0 x 17.4	ø32.0 x 19.5
Bevel edging	ø23.0 x 18.4	ø33.0 x 21.0

Minimum size in mm (not including safety bevel)

### Wheel options

	PC	PL-4	PLB	PLB-2R
Plastic Bevel	●	●	●	●
Plastic Bevel Polish			●	●
Plastic Flat	●	●	●	●
Plastic Flat Polish		●	●	●
Glass Bevel	●	●		●
Glass Flat	●	●		●

●: Available

\*Plastic is including CR-39, high index, polycarbonate, acrylic, Trivex and polyurethane.

### Processing types

	Grooving	Safety beveling	Trace
LE-1200 S	●	●	●
LE-1200 L			●
LE-1200 SNT	●	●	
LE-1200 LNT			

●: Available

\*Grooving is unavailable for glass lenses.

## LE-1200 Specifications

Model	LE-1200	LE-1200NT
Grinding system	Patternless	←
Mode	Beveling (automatic, guided) Flat edging (polishing, safety beveling, grooving)*1 Mini beveling (0.4 to 0.7 mm) (0.1 mm increments)	←
Setting range		
FPD	30.00 to 99.50 mm (0.50 mm increments)	
PD	30.00 to 99.50 mm (0.50 mm increments)	
1/2PD	15.00 to 49.75 mm (0.25 mm increments)	←
Optical center height	0 to ±15.0 mm (0.1 mm increments)	
Size adjustment	0 to ±9.95 mm (0.05 mm increments)	
Bevel position	0 to ±15.0 mm (0.1 mm increments)	
Minimum grinding size		
Flat edging	ø32.0 x 19.5 mm / with mini cup (optional) ø22.0 x 17.4 mm	
Bevel edging	ø33.0 x 21.0 mm / with mini cup (optional) ø23.0 x 18.4 mm	←
Safety beveling (flat)	ø34.5 x 21.5 mm / with mini cup (optional) ø24.5 x 19.9 mm	
Safety beveling (bevel)*2	ø35.5 x 22.5 mm / with mini cup (optional) ø25.5 x 20.9 mm	
Grooving*2	ø32.0 x 19.5 mm / with mini cup (optional) ø22.0 x 17.4 mm	
Tracing unit		
Method	Automatic 3-D binocular tracing	
FPD measurement	Available	
Frame clamping	One-touch automatic clamping	None
Setting of stylus	Switchable between automatic and semiautomatic	
Measuring points	1,000 points	
Measurement accuracy	Frame tracing ±0.05 mm (circumference error with ø45 standard frame)	
Wheel configuration	Type PC, PL-4, PLB, PLB-2R	←
Water supply system	Pump circulation or direct connection to tap water	←
Interface	RS-232C - 2 ports 1 port for connection with a PC or blocker 1 port for connection with a barcode scanner	←
Power supply	AC 100 to 120 V or 230 V 50 / 60 Hz	←
Power consumption	1.3 kVA	←
Dimensions / Mass	528 (W) x 493 (D) x 345 (H) mm / 41 kg 20.8 (W) x 19.4 (D) x 14.0 (H)" / 90 lbs.	528 (W) x 493 (D) x 345 (H) mm / 37 kg 20.8 (W) x 19.4 (D) x 14.0 (H)" / 81 lbs.
Standard accessories	Pliable cup (red, green), Pliable cup for high base curve lenses (red, green), Double-coated adhesive pad, Pliable cup remover, Dressing stick for glass roughing wheel (type PL-4, PLB-2R, PC), Dressing stick for finishing wheel, Compound kit for polishing wheel (type PL-4, PLB, PLB-2R), Pattern setting unit*3, Standard frame*3, Standard pattern*3, Stylus cover*3, Frame support attachment*3, Hexagonal screwdriver (2.5 mm), Hexagonal wrench (2.5, 4 mm), Adapter set, Spare fuse, Accessory case, Power cord	Pliable cup (red, green), Pliable cup for high base curve lenses (red, green), Double-coated adhesive pad, Pliable cup remover, Dressing stick for glass roughing wheel (type PL-4, PLB-2R, PC), Dressing stick for finishing wheel, Compound kit for polishing wheel (type PL-4, PLB, PLB-2R), Hexagonal screwdriver (2.5 mm), Hexagonal wrench (4 mm), Adapter set, Spare fuse, Accessory case, Power cord
Optional accessories	Specified table, Barcode scanner, Circulation pump and tank, Mini cup set, Calibration jig	Specified table, Barcode scanner, Circulation pump and tank, Mini cup set, Calibration jig

\*1 The polishing is available for the type PL-4, and the safety beveling and grooving are available for the S and SNT model.

\*2 The safety beveling (bevel) and grooving are available for the S and SNT model.

\*3 Available for the S and L model.

Specifications and design are subject to change without notice.

Trivex and CR-39 are registered trademarks of PPG Industries Ohio, Inc.

All other brand and product names are trademarks or registered trademarks of their respective companies.

Manufactured by:



325 Oser Avenue  
Hauppauge, NY 11788  
1.800.644.EDGE (3343)  
Santinelli.com