

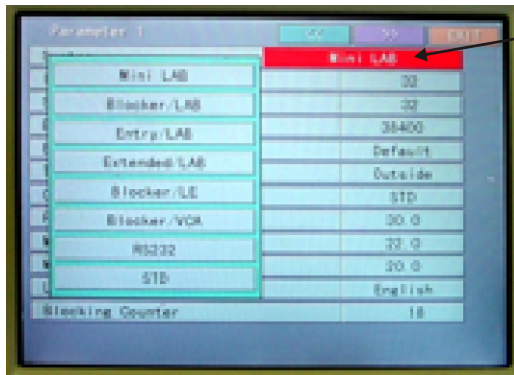


Minimum Equipment Requirements:

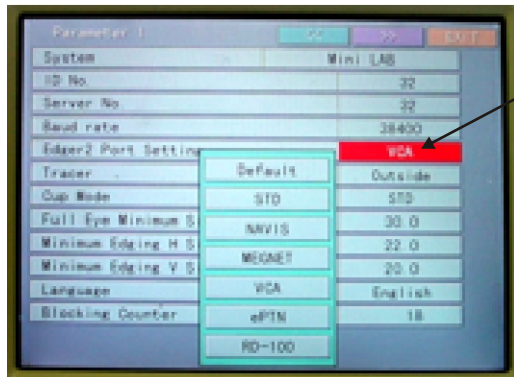
- 1- ICE-9000 Blocker V2.06 (or higher. See step 4 for V#)
- 2- Tracer: V3.01 (or higher. See step 4 for V#)
- 3- Null-Modem (RS-232) Cable

Configuration Instructions

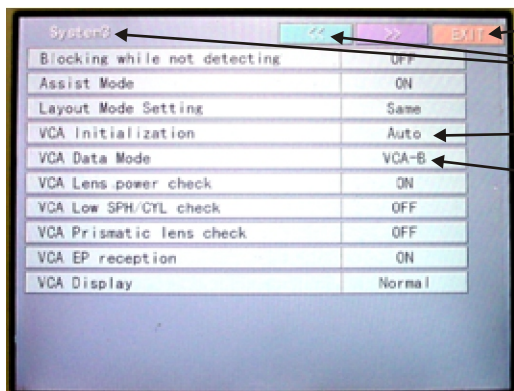
- 1- Press and hold **Menu**. **Parameter 1** will appear.



- 2- Set the **System** to **MiniLab**



- 3- Set the **Edger 2 Port Setting** to **VCA**



- 4- Press and hold **Exit**. **System 1** will appear
- 5- Press >> (next) 2 times. **System 3** will appear.
- 6- Set **VCA Initialization** to **Auto**
- 7- Set **VCA Data Mode** to **VCA-B**
- 8- Press **Exit**

- 9- Connect one end of the null-modem to the **Edger 2** port on the back of the ICE-9000 and the other end to a com port on the back of the computer.

- 10- Follow the FAQ, **How do I use the VisionWeb converter with an ICE-9000?**